

P7001R

Fully synthesised, Remote Mounted, L-band to IF, DownConverter











The **P7001R** is a remote mounted version of the popular Peak P7001 fully synthesised L-Band DownConverter which provides a low-cost solution for systems requiring an IF interface at $70\text{MHz} \pm 18\text{MHz}$ or $140\text{MHz} \pm 36\text{MHz}$.

For control, the unit incorporates serial communications and Ethernet interfaces that support control from a web-page or SNMP network management system. The **FPC100** is offered which is a standard 19-inch rack mount control unit that can interface with up to three **P7001R** units plus the 1+1 or 2+1 redundancy systems. For supply, the unit accepts a wide range of DC voltages, or can be offered with the **OPS27c** AC/DC PSU unit.

For redundancy, the **P7001R** uses a simple CANBUS® interface and integral redundancy controller for 1+1 & 2+1 operation (external **R1000LR**, **R2000LR** switch units are available).

The **P7000 series** of converters are designed to meet the phase noise, spurious, level and frequency stability requirements of Intelsat IBS/ Eutelsat SMS specifications, and are compliant with IESS308/ 309. The product is most suitable for both high and low rate data and both digital and analogue TV signals.

Peak Features

-  Compliant with IESS308/ 309 requirements
-  Suitable for use with latest high order modulation schemes in excess of 100Mbits/sec
-  Integral 1+1 & 2+1 CANBUS® redundancy control & external switch units available
-  Aux DC and 10MHz reference outputs for LNB/ block DownConverters
-  Full remote control including Ethernet with embedded web server and supporting SNMP NMS
-  External alarm monitoring for block converters
-  Software trimming of internal 10MHz reference
-  Compact and rugged weatherproof design



P7001R – Typical Specification

L-band Input

Frequency	950-1750MHz
Option 7;	950-2150MHz
Connection	50Ω, N-type (f)

IF Output

Frequency	70 ±18MHz
Option 1b;	140 ±36MHz
Connection	50Ω, N-Type (f)
Spectrum sense	Invert switchable (via remote control)

Transfer Characteristics

Conversion gain	+30dB ±1dB
Attenuation	0 to 30dB, stepped 0.5dB
1 dB GCP	Input -10dBm, output +10dBm
Gain stability	±0.5dB from 0 to 40°C
	±0.1dB per week (constant temp.)
Gain flatness	±1.0dB full band (±1.5dB 950 – 2150MHz option)
	±0.5dB across any 36MHz in band
Synth resolution	1Hz

RF Performance

Phase noise	-65dBc/Hz at 10Hz
	-75dBc/Hz at 100Hz
	-80dBc/Hz at 1kHz
	-85dBc/Hz at 10kHz
	-96dBc/Hz at 100kHz
	-110dBc/Hz at 1MHz
Harmonics	Better than -50dBc (at input -50dBm, gain 30dB)
Spurious	<-60dBm (in band non-carrier related)
	<-60dBc (in band carrier related)
Group delay	Linear 0.025ns/MHz
	Ripple 1ns p-p
	Parabolic 0.015ns/MHz ²
Noise figure	20dB nominal at maximum gain

Block DownConverter/ LNB Drive

Output reference	10MHz at 0dBm nominal
DC supply	+22.5 volts regulated at 0.65 amps
Connection	Fed on L-band cable
Control	Switchable on/off

External Reference Input (with automatic detection)

Frequency	Factory selectable 5 or 10MHz
Connector	50Ω, TNC (f)
Level	0dBm ±3dB
Phase noise	to be better than 50dBc/Hz of output phase noise

Internal Reference

Frequency	10MHz
Adjustment	±1.0ppm, stepped 0.02ppm
Standard Stability	
Allan deviation	1 x 10 ⁻¹¹ over 1s
Ageing	<5 x 10 ⁻⁹ per day, <5 x 10 ⁻⁷ per year
Temp stability	<5 x 10 ⁻⁸ over -10 to 50°C

High Stability (Option 8)

Allan deviation	<3 x 10 ⁻¹² over 1s
Ageing	<2 x 10 ⁻¹⁰ per day, <2 x 10 ⁻⁸ per year
Temp stability	<3 x 10 ⁻⁹ over -10 to 50°C

Mechanical

Dimensions	290 x 230 x 95mm (11.4 x 9.1 x 3.7inch)
Construction	Die-cast Aluminium, weatherproof, IP66 rated
Weight	Approx. 4kgs (9lbs)

Environmental

Operating temp	-10°C to +50°C (less solar gain)
Option 12;	-40°C to +50°C (less solar gain), with extended warm-up for cold start operation
Humidity	0-100% condensing
EMC	EN55022, part B & EN50082-1
Safety	EN60950

Power supply

Voltage	27-36VDC range
Power	35 Watts max.
Connection	multi-pin circular weatherproof (mating part supplied)

Control System

Remote control	RS232/ 485 port
	Ethernet; embedded web server & SNMP network management support.
Redundancy	CANBUS® interface & in-built 1+1 & 2+1 controller
Alarms	Summary failure relay (form C)

Options

- 1b) 140MHz IF output
- 7) Wide band D/C input 950 to 2150MHz
- 8) High stability internal reference option
- 12) Low temperature operation to -40°C

Notes; other 'P7000 series' options do not apply to these products. The addition of options can modify the typical specification, for details please consult the factory.

Associated Products;

- OPS27c remote mounted AC/DC PSU
- FPC100 rack mounted control panel (1RU)
- R1000LR remote mounted 1+1 Redundancy switch unit
- R2000LR remote mounted 2+1 Redundancy switch unit

Connector Panel View

