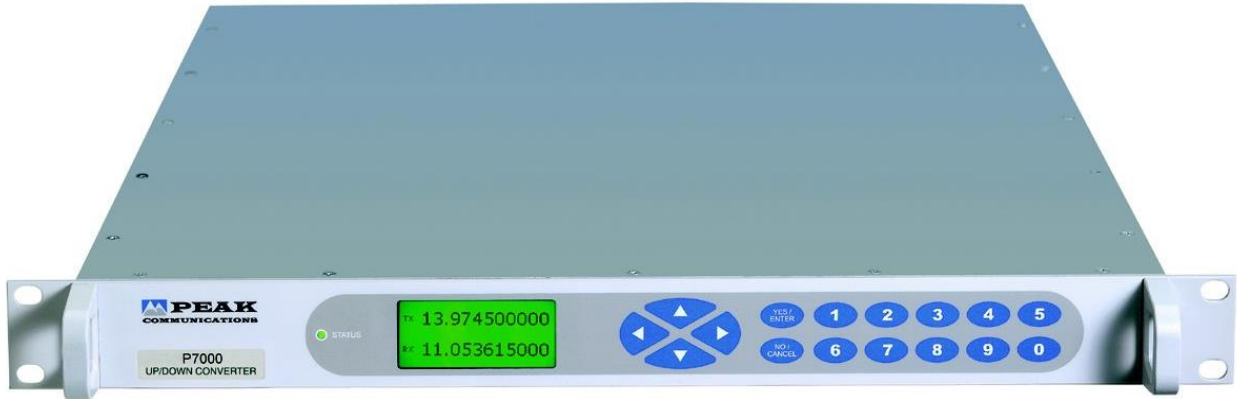


P7020

Combined, S-Band Up and Down Converter



The **P7020** is a next generation fully synthesised combined S-Band up and down converter which provides a low-cost solution for systems requiring an IF interface at $70\text{MHz} \pm 18\text{MHz}$ or $140\text{MHz} \pm 36\text{MHz}$. The unit incorporates a graphics display module, membrane keyboard and features a clear and intuitive control and configuration menu fully utilising the unique graphics display.






For redundancy the **P7020** uses a simple CANBUS® interface and has an integral redundancy controller for 1+1 & 2+1 operation (for use with external **TR1000L**, **TR2000L** switch units), for N+1 systems a separate stand-alone control and switch unit is provided (**RCU1000 series**).

Note; separate stand-alone control and switching units can also be provided for 1+1 & 2+1 systems, please consult the factory.

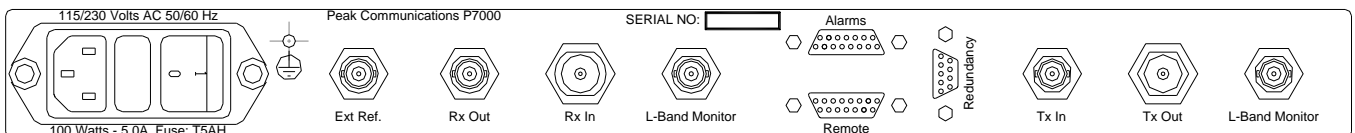
The **P7000 series** of converters are designed to meet the phase noise, spurious, level and frequency stability requirements of Intelsat IBS/ Eutelsat SMS specifications and is compliant with IESS308/ 309. The product is suitable for high order modulation schemes and both very high & low data rates associated with digital TV signals.

The unit has a highly stable internal reference source and will automatically detect and lock to an external 10MHz signal, when applied.

Peak Features

-  Compliant with IESS308/ 309 requirements
-  Suitable for use with latest high order modulation schemes in excess of 100Mbits/sec
-  Integral 1+1 & 2+1 CANBUS® redundancy control & N+1 switch system available
-  Software selectable spectrum inversion on down converter
-  Software trimming of internal primary frequency reference

Rear panel view (sample)



P7020 - Typical Specification

Up Converter

IF Input

Frequency	70 ±18MHz
Option 1a;	140 ±36MHz
Connection	50Ω, BNC (f)
Option 3a;	75Ω, BNC (f)

S-band Output

Frequency	2025-2120MHz
Connection	50Ω, N-type (f)

Note; for other frequency band coverage please contact the factory.

Transfer Characteristics

Conversion gain	+20dB ±1dB
Attenuation	0 to 30dB, stepped 0.5dB
1 dB GCP	Input -10dBm, output +10dBm
Gain stability	±0.5dB from 0 to 40°C, ±0.1dB per week (constant temp)
Gain flatness	±1.0dB full band ±0.5dB across any 36MHz in band
Synth resolution	1Hz

RF Performance

Phase noise	-75dBc/Hz at 10Hz -85dBc/Hz at 100Hz -85dBc/Hz at 1kHz -85dBc/Hz at 10kHz -97dBc/Hz at 100kHz -108dBc/Hz at 1MHz
Harmonics	Better than -50dBc
Spurious	<-60dBm (in band, non-carrier related) <-60dBc (in band, carrier related)
Group delay	Linear 0.025ns/MHz Ripple 1ns p-p Parabolic 0.015ns/MHz ²
Noise figure	15dB nominal at maximum gain
Mute isolation	>80dB at minimum gain setting

Down Converter

S-band Input

Frequency	2200-2300MHz
Connection	50Ω, N-type (f)

Note; for other frequency band coverage please contact the factory.

IF Output

Frequency	70 ±18MHz
Option 1b;	140 ±36MHz
Connection	50Ω, BNC (f)
Option 3b;	75Ω, BNC (f)
Spectrum sense	Invert switchable (from front panel)

Transfer Characteristics

Conversion gain	+30dB ±1dB
Attenuation	0 to 30dB, stepped 0.5dB
1 dB GCP	Input -10dBm, output +10dBm
Gain stability	±0.5dB from 0 to 40°C, ±0.1dB per week (constant temp)
Gain flatness	±1.0dB full band ±0.5dB across any 36MHz in band
Synth resolution	1Hz

RF Performance

Phase noise	-60dBc/Hz at 10Hz -70dBc/Hz at 100Hz -75dBc/Hz at 1kHz -80dBc/Hz at 10kHz -90dBc/Hz at 100kHz -110dBc/Hz at 1MHz
Harmonics	Better than -50dBc
Spurious	<-60dBm (in band, non-carrier related) <-60dBc (in band, carrier related)
Group delay	Linear 0.025ns/MHz Ripple 1ns p-p Parabolic 0.015ns/MHz ²
Noise figure	15dB nominal at maximum gain

LNA Drive (Option 10)

DC supply	+22.5 volts regulated at 0.5 amps
Connection	Fed on S-band cable
Control	Switchable from front panel

General

S-Band Monitors (Option 11)

Connections	50Ω, BNC (f)
Level	-20dBc ±3dB

External Reference Input (with automatic detection & locking)

Frequency	Factory selectable 5 or 10MHz
Connector	50Ω, BNC (f)
Level	0dBm ±5dB
Required phase noise	to be better than 50dBc/Hz of output phase noise

Internal Reference

Frequency	10MHz
Adjustment	±0.45ppm, software stepped 0.01ppm

Standard Stability

Allan deviation	<5 x 10 ⁻¹² over 1s
Ageing	<±3 x 10 ⁻¹⁰ /day, <±3 x 10 ⁻⁹ /month, <±3 x 10 ⁻⁸ /year
Temp stability	<±2 x 10 ⁻⁹ over operating range

High stability (Option 8)

Allan deviation	<2 x 10 ⁻¹² over 1s
Ageing	<±2 x 10 ⁻¹⁰ /day, <±2 x 10 ⁻⁹ /month, <±2 x 10 ⁻⁸ /year
Temp stability	<±1.5 x 10 ⁻⁹ over operating range

Mechanical

Width	19", standard rack mount
Height	1U (1.75")
Depth	534mm (21"), plus connectors
Construction	Stainless steel chassis
Weight	Approx. 9.5kgs (21lbs)

Environmental

Operating temp	-10°C to +50°C
EMC	ETSI EN 301 489-1: V2.2.1 & ETSI EN 300 673: V1.2.1 IEC/EN 62368-1:2014 (second edition)
Safety	

Power supply

Voltage	90-264VAC
Frequency	47-63Hz
Power	100 Watts max.

Control System

Remote control	RS232/ 485 port Option 9; Ethernet; embedded web server & SNMP network management support
Redundancy	CANBUS® interface for N+1 system In-built 1+1 & 2+1 controller LO lock failure
Alarms	PSU failure External alarm inputs Summary failure relay (form C)

Options

- 1a) 140MHz IF input
- 1b) 140MHz IF output
- 2) Front panel with custom logo and colours
- 3a) 75Ω IF input
- 3b) 75Ω IF output
- 4) Lightweight Aluminium chassis
- 8) High stability internal reference option
- 9) Ethernet interface with embedded web server & SNMP
- 10) LNA DC supply option
- 11a) S-Band monitor for down converter
- 11b) S-Band monitor for up converter

Notes; other 'P7000 series' options do not apply to these products.

The addition of options can modify the typical specification, for details please consult the factory.

