

## DBUH200(Ka)

### Dual, 'Hot-swap', Ka-Band Block Converter with optional 1+1 Redundancy



The 19-inch 1U rack mounted **DBUH200(Ka)** chassis unit is designed to accept any mix of two of the converter modules shown below. Modules can be inserted/ replaced in the **DBUH200(Ka)** unit from the rear without the need to remove power or disturb the other channel in any way.

The unit incorporates a graphics display module, membrane keyboard and features a clear and intuitive control and configuration menu fully utilising the unique graphics display.

The **DBUH200(Ka)** chassis units are mains powered (redundant power supplies as standard) and are constructed of high grade components to give the ultimate stability, ripple and phase noise performance.

The **DBUH200(Ka)** unit is available with optional integral 1+1 redundancy switching and control for use when two identical modules are used.








**The unit has a highly stable internal reference source and will automatically detect and lock to an external 10MHz signal, when applied.**

#### High Grade Converter Modules;

<b>MBUH1970</b>	L-Band to Ka-Band (19.7-20.2GHz) BUC Module	<b>MBDH1820</b>	Ka-Band (18.2-19.2GHz) to L-Band BDC Module
<b>MBUH2750</b>	L-Band to Ka-Band (27.5-28.5GHz) BUC Module	<b>MBDH1890</b>	Ka-Band (18.9-19.6GHz) to L-Band BDC Module
<b>MBUH2830</b>	L-Band to Ka-Band (28.3-29.1GHz) BUC Module	<b>MBDH1920</b>	Ka-Band (19.2-20.2GHz) to L-Band BDC Module
<b>MBUH2850</b>	L-Band to Ka-Band (28.5-29.5GHz) BUC Module	<b>MBDH1950</b>	Ka-Band (19.5-20.2GHz) to L-Band BDC Module
<b>MBUH2900</b>	L-Band to Ka-Band (29.0-30.0GHz) BUC Module	<b>MBDH1970</b>	Ka-Band (19.7-20.2GHz) to L-Band BDC Module
<b>MBUH2960</b>	L-Band to Ka-Band (29.6-30.2GHz) BUC Module	<b>MBDH2020</b>	Ka-Band (20.2-21.2GHz) to L-Band BDC Module
<b>MBUH3100</b>	L-Band to Ka-Band (30.0-31.0GHz) BUC Module	<b>MBDH2140</b>	Ka-Band (21.4-22.0GHz) to L-Band BDC Module
		<b>MBDH2950</b>	Ka-Band (29.5-30.0GHz) to L-Band BDC Module

If the converter module that you require is not shown above, please contact us with your frequency requirements and we will be pleased to consider adding it to our range.

#### Peak Features

-  High stability, low ripple and excellent phase noise
-  Supports variable attenuator and 'chassis mute' options
-  10MHz external reference fitted as standard with automatic internal reference back-up
-  Full alarm monitoring
-  Redundant power supplies with dual mains input
-  Integral 1+1 redundancy option for module switching
-  Fully compatible with **T1000/R1000 series** external redundancy units for full chassis switching



## DBUH200(Ka) Chassis - Typical Specification

### External Reference Input (with automatic detection)

Frequency	10MHz (5MHz factory settable)
Level	0dBm $\pm$ 5dB
Connector	50 $\Omega$ , BNC (f)
Locking delay	<2 min to stabilise from cold

### Internal Back-up Reference Stability

Allan deviation	$5 \times 10^{-11}$ over 1s
Ageing	$<5 \times 10^{-9}$ per day, $<5 \times 10^{-7}$ per year
Temp stability	$<5 \times 10^{-8}$ over 0 to 50°C

### Mechanical

Width	19", standard rack mount
Height	1U (1.75")
Depth	568mm (22.4"), plus connectors
Construction	Aluminium chassis
Weight	Approx. 9kgs (20lbs)

### Environmental

Operating temp	0°C to +50°C
EMC	EN 55022-part B & EN 50082-1
Safety	EN 60950

### Power Supply (2off in redundant configuration)

Voltage	90-264VAC
Option 10;	48VDC
Frequency	47-63Hz
Total power	50 Watts max.

### Control System Interface

Local interface	Graphics display & keypad
Remote control	RS232/ 485 port
Option 9;	Ethernet; embedded web server & SNMP network management support
Alarms	LO lock failure PSU failure Amplifier failure

### Integral 1+1 'Module' Redundancy (Option 6b)

Connections	
Ka-Band	K-Type (f), 50 $\Omega$ or 2.92mm (f)
L-Band	SMA (f), 50 $\Omega$
Switch type	Ka-Band rated to 31GHz
Switching speed	<150ms from fault to switch completion
Switch isolation	>50dB typical input to output
Option 13;	'chassis mute' facility with 70dB isolation
RF cables	Includes high grade rear panel links.

Notes: The connection to the internal redundancy circuitry is made via RF links on the rear panel, this allows for by-pass wiring should the need arise. High grade co-axial linking cables are provided.

### DBUH200(Ka) Options

- 6b) Integral 1+1 redundancy module switching
- 9) Ethernet interface with embedded web server & SNMP, replaces RS232/485 port
- 10) 48VDC prime power supply
- 13) Output 'chassis mute' facility (only available with option 6b)

Note: The addition of options can modify the typical specification, for details please consult the factory

## MBUH/MBDH Modules - Typical Specification

### SHF Interface

Connector	K-Type (f), 50 $\Omega$ or 2.92mm (f)
Return loss	>14dB

### L-Band Interface

Connector	50 $\Omega$ , SMA (f)
Option 1b;	50 $\Omega$ , N-Type (f)
Return loss	>15dB

### Transfer Characteristics (MBUH)

Conversion gain	17dB $\pm$ 1dB at band centre
Option 7b;	30dB range, 0.5dB steps (L-Band only)
1dB output GCP	+8dBm
Gain stability	$\pm$ 0.75dB from 0 to 50°C
Gain flatness	$\pm$ 1dB full band ( $\pm$ 1.5dB for bandwidths $\geq$ 800MHz)
	$\pm$ 0.5dB across any 40MHz in-band

### Transfer Characteristics (MBDH)

Conversion gain	30dB $\pm$ 1dB at band centre
Option 7b;	30dB range, 0.5dB steps (L-Band only)
RF input power	-20dBm max
1dB output GCP	+8dBm
Gain stability	$\pm$ 1dB from 0 to 50°C
Gain flatness	$\pm$ 1dB full band ( $\pm$ 1.5dB for bandwidths $\geq$ 800MHz)
	$\pm$ 0.5dB across any 40MHz in-band

### RF Performance

LO Phase noise (typ. with good phase noise ext. ref.)

offset	MBUH	MBDH
@10Hz	-45dBc/Hz	-35dBc/Hz
@100Hz	-65dBc/Hz	-70dBc/Hz
@1kHz	-95dBc/Hz	-90dBc/Hz
@10kHz	-100dBc/Hz	-95dBc/Hz
@100kHz	-100dBc/Hz	-100dBc/Hz
@1MHz	-115dBc/Hz	-115dBc/Hz

Spurious (MBU)	<-70dBm (in band non-carrier related) <-65dBc (in band carrier related)
Spurious (MBD)	<-65dBm (in band non-carrier related) <-60dBc (in band carrier related)

Note: 2<sup>nd</sup> harmonic of IF (2xIF) at -50dBc@0dBm output, if in-band  
LO leakage -70dBm (always out of band)  
3rd order intercept >+18dBm (standard unit)

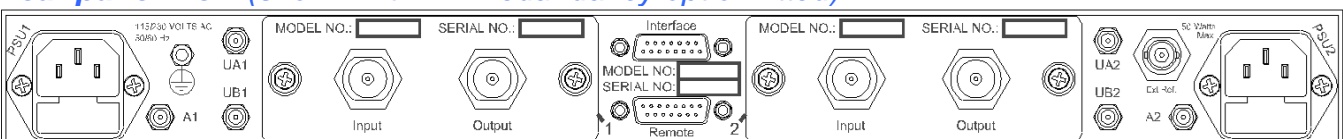
### MBUH/ MBDH Options

- 1b) N-Type L-Band connector
- 7b) Variable gain, 0-30dB in 0.5dB steps, L-Band

Note: The addition of options can modify the typical specification, for details please consult the factory



### Rear panel view (shown with 1+1 redundancy option fitted)



Peak Communications reserves the right to alter the specifications of this equipment without prior notice. DBUH200(Ka)-021222.

Peak Communications Ltd., Unit 1, The Woodvale Centre, Woodvale Road, Brighouse, West Yorkshire, HD6 4AB, U.K.

Tel; +44 (0)1484 714200 Sales; +44 (0)1484 714229 Fax; +44 (0)1484 723666 Email; [sales@peakcom.co.uk](mailto:sales@peakcom.co.uk) Web; [www.peakcom.co.uk](http://www.peakcom.co.uk)