

## IBD(Ka) series

### Ka-Band, Single-range, Single & Multi-Channel, Rack Mount, Block DownConverters



### High Grade Single & Multi-Channel DownConverter Products;

<b>IBD1770</b>	Ka-Band (17.70-18.70GHz) to L-Band (950-1950MHz)
<b>IBD1820</b>	Ka-Band (18.20-19.20GHz) to L-Band (950-1950MHz)
<b>IBD1870</b>	Ka-Band (18.70-19.70GHz) to L-Band (950-1950MHz)
<b>IBD1890</b>	Ka-Band (18.90-19.60GHz) to L-Band (950-1650MHz)
<b>IBD1920</b>	Ka-Band (19.20-20.20GHz) to L-Band (950-1950MHz)
<b>IBD1950</b>	Ka-Band (19.50-20.20GHz) to L-Band (950-1650MHz)
<b>IBD1970</b>	Ka-Band (19.70-20.20GHz) to L-Band (950-1450MHz)
<b>IBD2020</b>	Ka-Band (20.20-21.20GHz) to L-Band (950-1950MHz)
<b>IBD2140</b>	Ka-Band (21.40-22.00GHz) to L-Band (950-1550MHz)
<b>IBD2950</b>	Ka-Band (29.50-30.00GHz) to L-Band (950-1450MHz)

For other 'non-standard' frequency requirements and multi-channel units, please contact the factory.  
 For equivalent units with full user interface, remote control and digital attenuation, please see IBDH(Ka) series datasheet.  
 For equivalent remote mount units, please see PBD(A) series datasheet.







The 19-inch 1U rack mounted **IBD(Ka) series** of block frequency down converter units from Peak Communications are designed to take the incoming SHF signal and produce an output at L-Band that is suitable for direct connection to an L-band demodulator or for further conversion typically by a **P7001** synthesised down converter.

The **IBD(Ka) series** of units are mains powered and are constructed of high grade components to give the ultimate performance.

For 1+1 & 2+1 redundancy the **IBD(Ka) series** are offered with the **RCU100/ RCU200 & RCUH100/ RCUH200 series** redundancy controllers. For N+1 the **RCU1001(Ka) series** is offered.

**The unit has a highly stable internal reference source and will automatically detect and lock to an external 10MHz signal, when applied.**

### Peak Features

-  High stability, low ripple and excellent phase noise, using PDRO technology
-  10MHz external reference fitted as standard with automatic internal reference back-up
-  Full alarm monitoring
-  Fully compatible with **RCU100/ RCU200 & RCUH100/ RCUH200 series** 1+1/ 2+1 redundancy controllers and **RCU1001(Ka) series** for N+1 redundancy units
-  L-Band monitor & fibre optic L-Band interface options available
-  Available in dual, triple & quad-channel versions



# IBD(Ka) series - Typical Specification

## SHF Input

Frequency	
<b>IBD1770</b>	17.7-18.7GHz
<b>IBD1820</b>	18.2-19.2GHz
<b>IBD1870</b>	18.7-19.7GHz
<b>IBD1890</b>	18.9-19.6GHz
<b>IBD1920</b>	19.2-20.2GHz
<b>IBD1950</b>	19.5-20.2GHz
<b>IBD1970</b>	19.7-20.2GHz
<b>IBD2020</b>	20.2-21.2GHz
<b>IBD2140</b>	21.4-22.0GHz
<b>IBD2950</b>	29.5-30.0GHz
Connector	K-Type (f), 50Ω or 2.92mm (f)
	<i>Note; for multi-channel version, multiple connectors are provided</i>
Return loss	>14dB
RF input power	-20dBm max

## L-Band Output

Frequency	950 up to 1950MHz, depending on model
Connector	SMA (f), 50Ω
	Option 1b; N-Type (f), 50Ω
	<i>Note; for multi-channel version, multiple connectors are provided</i>
Return loss	>15dB
1dB GCP	+8dBm

## Transfer Characteristics

Conversion gain	30dB ±1dB at band centre
Gain stability	±1dB over temperature range
Gain flatness	±1dB full band (±1.5dB for bandwidths ≥800MHz)
	±0.5dB across any 40MHz in-band
Noise figure	7dB max

## Manual L-Band Attenuation (Option 10a)

Attenuation range	30dB nominal
Control	Continuously variable from front panel
	<i>Note; can degrade gain flatness performance</i>

## Typical RF Performance

LO phase noise	-35dBc/Hz at 10Hz
(typical with good	-70dBc/Hz at 100Hz
phase noise	-90dBc/Hz at 1kHz
ext. 10MHz ref)	-95dBc/Hz at 10kHz
	-100dBc/Hz at 100kHz
	-115dBc/Hz at 1MHz
Harmonics	Better than -50dBc
Spurious	<-65dBm (in-band non-carrier related)
	<-60dBc (in-band carrier related)
	<i>Note; 2<sup>nd</sup> harmonic of IF (2xIF) at -50dBc@0dBm output, if in-band</i>
LO leakage	<-70dBm (always out of band)
3rd order intercept	>+18dBm

## L-Band Monitor (Option 2)

Connector	
	Option 2a; L-Band monitor, SMA (f), 50Ω on rear panel
	Option 2b; L-Band monitor, SMA (f), 50Ω on front panel
	<i>Note; for other connector types please consult the factory</i>
Level	-20dBc ±3dB

## External Reference Input (with automatic detection)

Frequency	10MHz (5MHz factory settable)
Connector	BNC (f), 50Ω
Level	0dBm ±5dB
Required phase noise	better than 50dBc/Hz of output phase noise
Locking delay	<2 minutes to stabilise from cold

## Internal Back-up Reference Stability

Allan deviation	5 x 10 <sup>-11</sup> over 1s
Ageing	<5 x 10 <sup>-9</sup> per day, <5 x 10 <sup>-7</sup> per year
Temp stability	<5 x 10 <sup>-8</sup> over 0 to 50°C

## High stability (Option 8)

Allan deviation	3 x 10 <sup>-12</sup> over 1s
Ageing	<2 x 10 <sup>-10</sup> per day, <2 x 10 <sup>-8</sup> per year
Temp stability	<3 x 10 <sup>-9</sup> over 0 to 50°C

## Mechanical

Width	19" standard rack mountable
Height	1U (1.75")
Depth	~400mm (15.7"), plus connectors
	<i>Note; for multi-channel versions, a longer ~534mm (21") chassis may be provided, depending upon options selected.</i>

Construction	Aluminium chassis
Weight	3.5-6kgs (8-13lbs) approx., unit & option dependent

## Environmental

Operating temp	0°C to +50°C
EMC	EN 55022-part B & EN 50082-1
Safety	EN 60950

## Power Supply

Voltage	90-264VAC
Frequency	47-63Hz
Power	50 Watts max.
	Option 7; Redundant PSU; provides a 1+1 redundant power supply configuration with separate prime power inputs

## Control System Interface

Alarms	LO lock failure
	PSU failure

## Options

- 1b) N-Type (f) L-Band interface connection
- 2a) -20dBc L-band monitor on rear panel (SMA)
- 2b) -20dBc L-band monitor on front panel (SMA)
- 6) Fibre optic L-band interface connection
- 7) Redundant power supplies
- 8) High stability internal reference option
- 10a) Manual variable attenuator, 0-30dB, at L-band

*Notes; other 'IBU' options do not apply to these products. The addition of options can modify the typical specification, for details please consult the factory*

## Rear panel view (sample)



Peak Communications reserves the right to alter the specifications of this equipment without prior notice. IBD(Ka)series-070322.

Peak Communications Ltd., Unit 1, The Woodvale Centre, Woodvale Road, Brighouse, West Yorkshire, HD6 4AB, U.K.

Tel; +44 (0)1484 714200 Sales; +44 (0)1484 714229 Fax; +44 (0)1484 723666 Email; [sales@peakcom.co.uk](mailto:sales@peakcom.co.uk) Web; [www.peakcom.co.uk](http://www.peakcom.co.uk)